


EXCEL

Excel Floor Standing Cabinets – Equipment Series – Vented Door



Range of heights – 42u and 47u

Range of widths – 600mm and 800mm

Range of depths – 800mm and 1000mm

Enhanced vertical management in 800 series

Full width vented front door

Wardrobe vented rear doors

Load carrying capacity 400kg

Features

- Available from stock in 2 heights, 42u and 47u
- Choice of widths and depths in each height
- Space saving wardrobe style rear doors
- Quick release doors and side panel
- 1u height marking on 19" mounting profiles
- Adjustable front and rear 19" mounting profiles
- Open base for maximum cable access
- Load carrying capacity 400KG
- Available assembled or flat pack

Product Overview

The Excel Equipment Series is a range of 19" free standing 800 and 1000mm deep cabinets designed for installation of cabling, networking and server equipment. They are ideal for use across a range of applications including local area networking (LAN) cabling and hardware, plus the housing of security and AV equipment. With a load bearing capacity of 400kg and secure vented front door typical applications include SME and remote office locations where the choice of 800 and 1000mm depths allow the installation of both passive and active equipment such as routers and servers into a single secure rack.

Each cabinet is designed with strength, ease of use and aesthetics in mind. Features such as incremental 1U marking on the mounting profiles, quick release doors and side panels, adjustable front and rear profiles and full access through the base of the cabinet make the product extremely flexible.

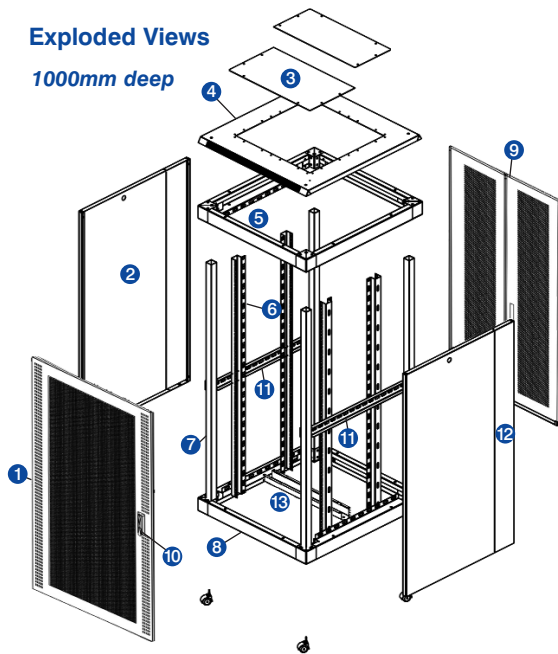
The aesthetically pleasing design is completed with the use of a full width highly vented front door fitted with a swing handle lock. To the rear of the rack are a pair of vented doors, opening in wardrobe style saving space, and allowing quick and easy access. Door hinging can be quickly and easily reversed left to right. The roof panel can be fitted with fan trays and cable entry brush strips. To minimize the weight and size of the removable side panel the cabinets are designed with a two piece side panel. The removable side panel is 595mm deep.

Vertical cable management in the 800mm wide cabinets provides full height channels adjacent to the front mounting profiles. Patch cables can be routed from the channel into patch panels or equipment through the frequently positioned access slots. To complete the aesthetically pleasing look, the channel – and all installed patch cables are covered with a hinged door plate, which is quickly and easily released via a slam latch lock.

A full range of Excel accessories are available to complete cable or equipment installation from cable tray, plinth kits and shelving through to ventilation and power distribution units.

Exploded Views

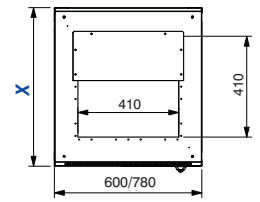
1000mm deep



- 1 Front door
- 2 Side panel
- 3 Roof panel, removable entry plates
- 4 Roof panel
- 5 Upper frame
- 6 Mounting profile
- 7 Corner post
- 8 Lower frame
- 9 Rear door
- 10 Swing lock handle
- 11 Horizontal supporting bars
- 12 Side infill panel
- 13 Strength cross member (1000mm deep only)


Sectional Views

Plan View



800mm deep X = 825mm
1000mm deep X = 1005mm

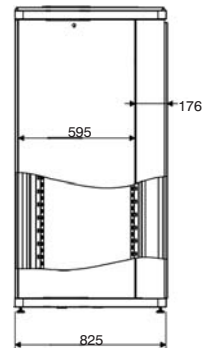
Front View: 600mm wide




Rear View: 600mm wide



Side View: 800mm deep



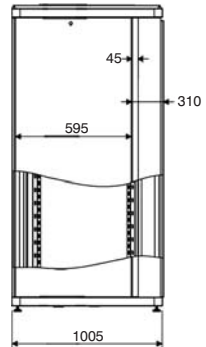
Front View: 800mm wide



Rear View: 800mm wide



Side View: 1000mm deep



All dimensions are shown in mm

Product Specification

Material Thickness

Cabinet Part	
Upper and lower case	1.50mm
Top cover and fan entry plate	1.20mm
19" mounting angles	2.00mm
Front and rear doors	1.20mm
Side panels	1.20mm
Side extension panel	1.00mm

Product Standard Compliance

Process/Part	Standard
Manufacturing facility	ISO 9001:2000
19" mounting angles	IEC297-1
Overall cabinet dimensions	IEC297-2
Load carrying capacity	400kg
Paint finish	Ral 9005
Surface treatment	Fosfat Coating

Perforation Detail

- Percentage Ventilation of Door Panel

Cabinet	Front Door Full Width	Rear Door Wardrobe
42u 600mm wide	73%	46%
42u 800mm wide	77%	58%
47u 600mm wide	72%	45%
47u 800mm wide	76%	57%

Product Features



- Quick release hinge pins on doors



- Adjustable 19" mounting profiles



- Open base for maximum cable access



- Swing handle lock



- Full depth strength bar



- Vented front door, lockable side panel



- Clearly identified u height marking on front and rear profiles

Part Number Information

U Size	Width (mm)	Overall Height (mm)	Depth (mm)	Part Number - Assembled	Part Number - Flat Pack
600 Series					
42u	600	2038	1000	540-506-BK	540-506-BK-FP
47u	600	2260	1000	540-509-BK	540-509-BK-FP
800 Series					
42u	800	2038	800	540-507-BK	540-507-BK-FP
47u	800	2260	800	540-510-BK	540-510-BK-FP
42u	800	2038	1000	540-508-BK	540-508-BK-FP
47u	800	2260	1000	540-511-BK	540-511-BK-FP

Note: For overall height when using jacking feet please add 30mm
 For overall height when using castors please add 75mm
 For overall height when using plinth please add 100mm approximately

All server cabinets are black

Other heights can be supplied subject to manufacturing lead time and minimum order quantities, please contact your local Excel Sales office.

For the range of accessories available for the Equipment Series cabinets, please see the cabinet brochure or visit the online catalogue.

Also available are Excel cabling racks, equipment racks, wall mounted cabinets and a full range of power distribution units.



Excel is a complete, end-to-end networking solution, offering exceptional performance and support, manufactured to European quality standards and covered by one warranty.

Contact us at sales@excel-networking.com

WWW.EXCEL-NETWORKING.COM