

Excel Category 5e Unshielded Twisted Pair (UTP) Right Angle Patch Panel



25 Year System Warranty

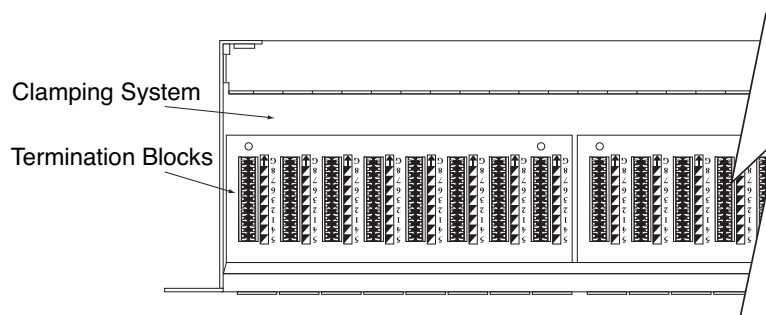
Supports Gigabit Ethernet

Features

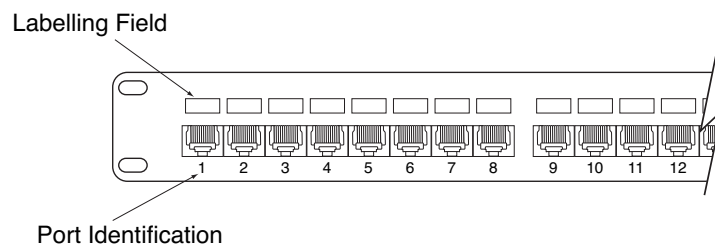
- Category 5e compliant
- Power Sum Compliant
- Choice of Port Density
- Choice of Labelling System
- LSA Style Termination Blocks
- 25 Year System Warranty
- Pre Printed 1-96 Self Adhesive Labelling included
- BSRIA Number 1 private label, by market share for the last three years

Product Overview

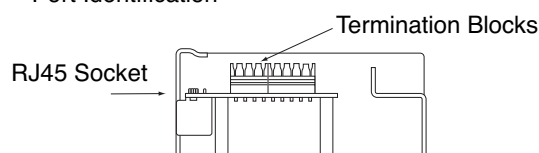
Excel Category 5e Patch Panels comply with the current standards for enhanced Category 5. Each panel offers a choice of labelling with the option to use the screen printed fields on the panel facia or the slide label system or pre printed 1-96 labelling scheme which is enclosed with each panel. Ease of installation is assured with built in rear cable management at a 90° angle to the panel facia. This tray also holds the LSA termination blocks. Cage nuts and mini cable ties are included with each panel.



Plan View



Front Aspect



Side Aspect

Performance Overview

Excel Category 5e Patch Panels are manufactured to and tested to the current Category 5 enhanced standards as defined by the EIA/TIA and ISO standards' bodies. Swept frequency tests are applied to each critical performance characteristic, such as near end cross talk (NEXT) and far end cross talk (FEXT). Both Worst Case and Power Sum Test methods are applied. Actual performance exceeds the required standard by a considerable margin ensuring sufficient headroom for even the most demanding applications.

Performance / Specification Table

Specification	Category 5e ISO Class D 1999, EIA/TIA 568A
Wiring Specification	EIA 258A/568B
Port Density	24Ports Per 1u
Dimensions	480mm wide x 102mm deep x 44mm high
RJ45 Jack	Min life 700 insertions
RJ45 Jack	50 Micron Gold Plated contact pins
IDC Contacts	Suitable for LSA compatible tooling
NEXT at 100MHz	Category 5e Specification 43dB @100MHz (Worst Pair)
FEXT at 100MHz	Category 5e Specification 35dB @100MHz (Worst Pair)

System Warranty

When installed with Excel Cables and Data Outlets by an accredited Excel Cabling Partner, this product is supported by a comprehensive 25 year product and applications warranty.

Typical Applications

- 10 Base-T
- 100 Base-TX
- Token Ring
- 1000 Base T Gigabit Ethernet
- 155 Mbps ATM
- 622 Mbps ATM

Part Number Information

Part No.	Description
100-460	Excel 24 Port 1u Right Angle Black Patch Panel



Excel is a complete, end-to-end networking solution, offering exceptional performance and support, manufactured to European quality standards and covered by one warranty.
Contact us at sales@excel-networking.com

WWW.EXCEL-NETWORKING.COM